



ALL THINGS NEW

STEADFAST IN FAITH • FORWARD IN HOPE

PARISH WORKBOOK
ST. JUSTIN MARTYR - SUNSET HILLS

ABOUT YOUR PARISH WORKBOOK

- This parish workbook is designed to equip pastors and key parish leaders with data about the Archdiocese of St. Louis, your local planning area, and your parish.
- The data contained in this parish workbook has been gathered over the past twenty years from your parish and other parishes across the Archdiocese.
- This parish workbook should be used as an internal planning tool to help shape your reflections on the current strengths and opportunities for future growth of ministry and evangelization in the future.
- To help ensure accuracy of information, parishes are requested to limit the distribution of the information contained in this parish workbook to the pastor, parish staff, key parish leaders, and key advisory bodies. Information summarizing this data will be made available in the fall 2022 for parishioners across the Archdiocese.



ALL THINGS NEW PRAYER

Heavenly Father, you sent your Son Jesus as the first Evangelizer of the Good News.

Send forth the power of the Holy Spirit upon the Church of St. Louis and grant us the gift of true discernment so we may do your will in all things.

Help us be totally free to follow wherever you lead us, totally generous to be good stewards of your many gifts, and totally passionate to suffer all in order to be more closely united to you.

Commissioned by your Son and empowered by the Spirit to “Go and Make Disciples of all Nations,” strengthen us by the power of your grace as we bring the Good News of Salvation into the lives of all those we touch, so that individual hearts and all of society may be converted to you and all things might be made new.

Inspired by the apostolic zeal of previous generations, as we begin the process of planning for the future, may our only desire be to do all things for the greater glory and honor of your name and for the good of your people in the Archdiocese of St. Louis.

Through Christ our Lord.
Amen.



GUIDING TEXTS REV. 21:3-5

I heard a loud voice from the throne saying, “Behold, God’s dwelling is with the human race. He will dwell with them and they will be his people and God himself will always be with them.

He will wipe every tear from their eyes, and there shall be no more death or mourning, wailing or pain, the old order has passed away.”

The one who sat on the throne said, “Behold, I make all things new.” Then he said, “Write these words down, for they are trustworthy and true.”





GUIDING TEXTS
EVANGELII
NUNTIANDI (#18)

For the Church, evangelizing means bringing the Good News into all the strata of humanity, and through its influence transforming humanity from within and making it new: "Now I am making the whole of creation new."

But there is no new humanity if there are not first of all new persons renewed by Baptism and by lives lived according to the Gospel.





GUIDING TEXTS JOY OF THE GOSPEL (#27)

I dream of a “missionary option”, that is, a missionary impulse capable of transforming everything, so that the Church’s customs, ways of doing things, times and schedules, language and structures can be suitably channeled for the evangelization of today’s world rather than for her self-preservation.



STRATEGIC PASTORAL PLANNING INITIATIVE OUTCOME

Develop a plan that will make all things new enabling a vibrant Catholic presence in every square mile of the Archdiocese of St. Louis for the next century

A Renewed Church

Gospel renewal in our parishes, schools, and other ministry efforts

A Renewed Mission

Enhance our evangelization efforts to those on the margins of society

A Vibrant Future

Secure a vibrant future for the Church of St. Louis



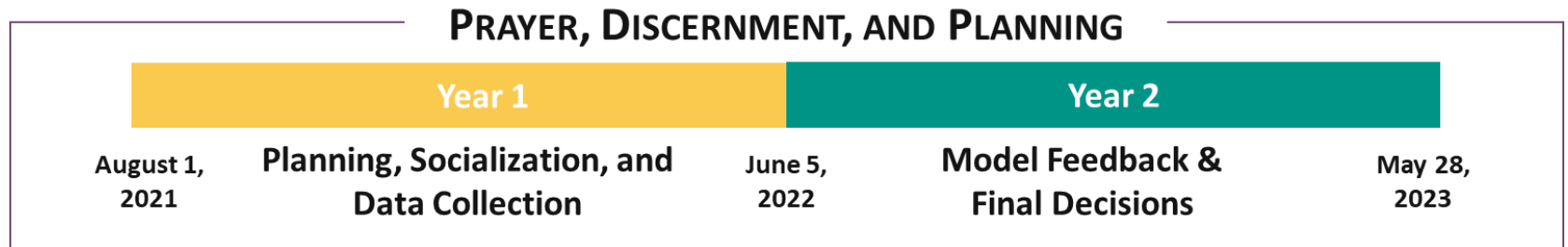
STRATEGIC PASTORAL PLANNING INITIATIVE

GOALS

1. **Unceasing Prayer.** Engage all individual Catholics to reflect upon the need for Jesus Christ in their daily lives and call upon the Holy Spirit to guide our actions to fully share the love of the Lord in every encounter.
2. **Unifying Vision.** Articulate and implement a vision for evangelization that empowers and expects every baptized Catholic to spread the Gospel message and ensures a Catholic presence in every square mile of the Archdiocese of St. Louis through missionary outreach, parish and school footprint, and dynamic leadership.
3. **Intentional Stewardship.** Define and develop a plan that will appropriately reallocate resources throughout the Archdiocese of St. Louis that will be supported by structures at the diocesan, parish, school, and agency levels to ensure long-term viability and vibrancy of the Catholic presence.



ALL THINGS NEW TIMELINE





ALL THINGS NEW

STEADFAST IN FAITH • FORWARD IN HOPE

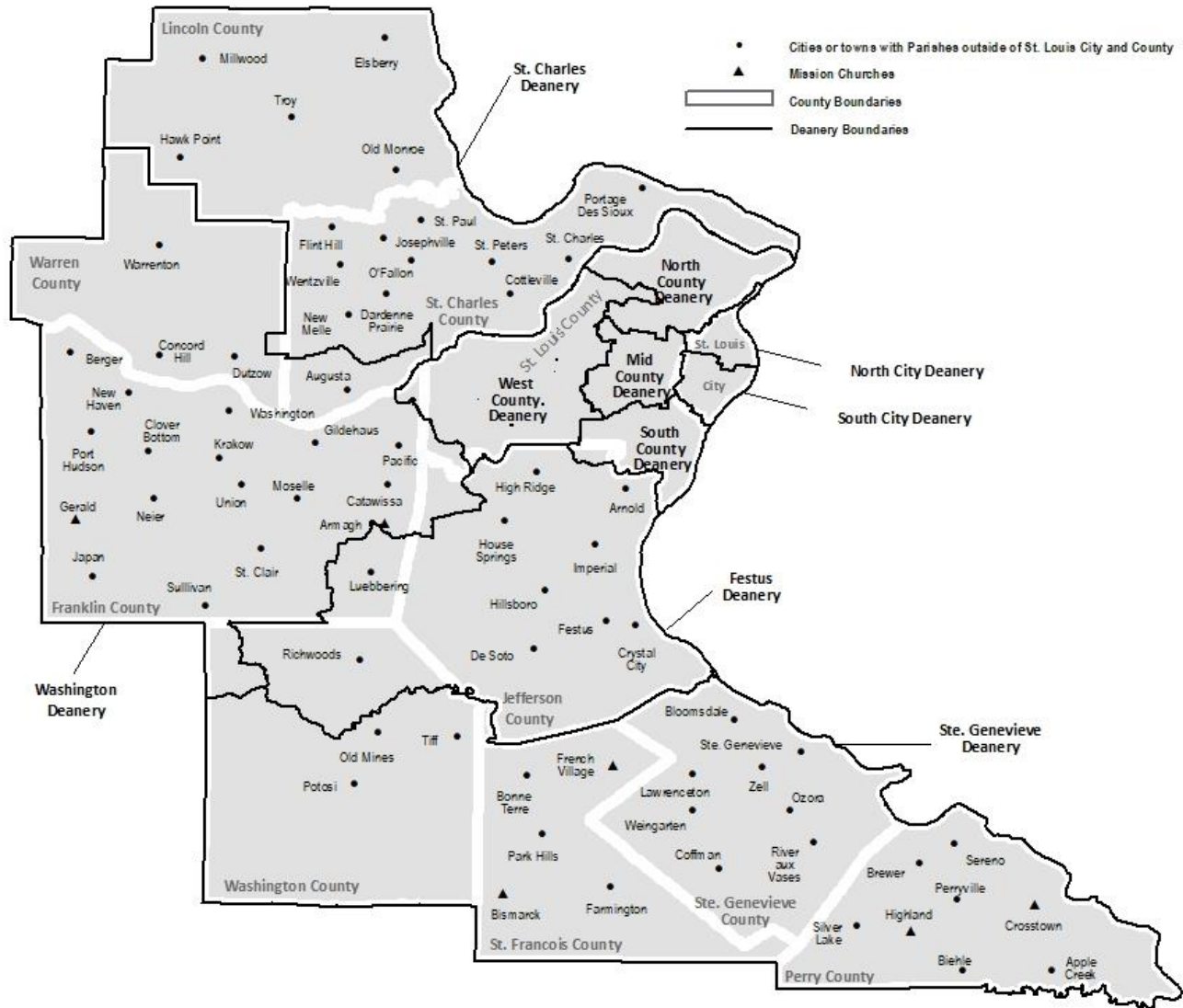
OUR DIOCESE
ARCHDIOCESE OF ST. LOUIS

ABOUT OUR DIOCESE

- The Archdiocese of St. Louis is 178 parishes encompassing the City of St. Louis and 10 surrounding counties – a large and diverse territory: urban, suburban and rural.
- Our local church has been declining for several decades as older Catholics die and there are insufficient number of young Catholics to take their place.
- This is best exemplified by the significant decline in the number of births and baptisms in our diocese.
- As our Catholic population has moved from the city to the near suburbs and from the near suburbs to the farther out suburbs, this has resulted in too few priests in large parishes and too many priests in small parishes.
- Our diocesan priests are aging and number of priests to serve our Catholic population is declining.
- Over the past decade, Mass attendance has been on a steady decline. The long-term implications of COVID are unknown, but the rebound in Mass attendance from 2020 to 2021 still leaves us 25% below pre-COVID levels.

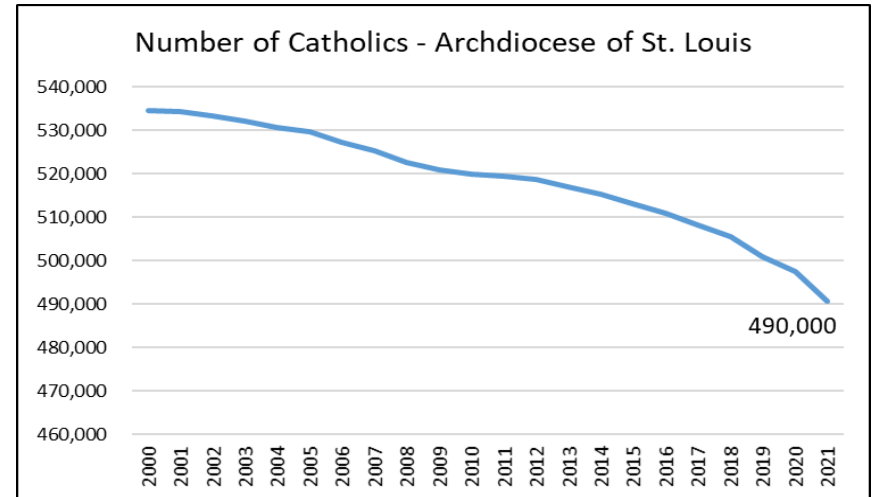


OUR TERRITORY FOR EVANGELIZATION



OUR CATHOLIC POPULATION CONTINUES TO DECLINE

- In 2021, the number of Catholics in the Archdiocese of St. Louis dipped below 500,000 for first time since the 1960s.
- We have more baptisms than funerals and we have nearly 1,000 enter the church each year. Our numbers should be growing by 2,000 per year.
- As many as 5,000 Catholics are “leaving” the Church – OR – not re-engaging in the Church after high school or college.



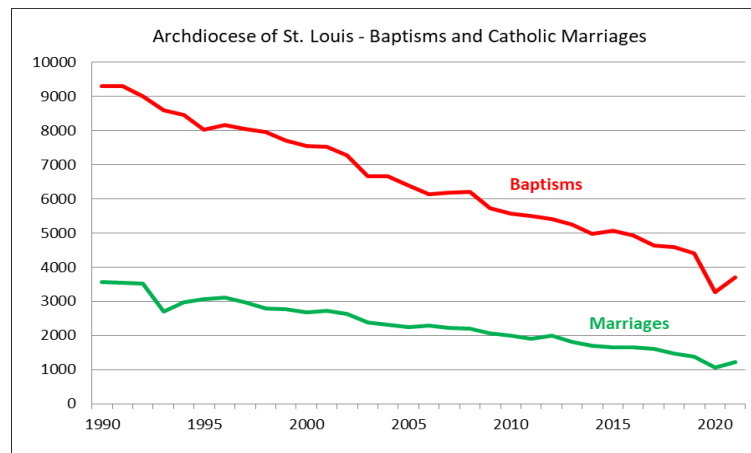
OUR CATHOLIC POPULATION IS AGING RESULTING IN FEWER YOUNG PEOPLE

The Landscape in the United States

- In the last decade, the percentage of the adult population claiming no religious affiliation (the “nones”) grew from 17% to 26%.
- In the last decade, the percentage of the millennial population claiming no religious affiliation grew from 27% to 40%.

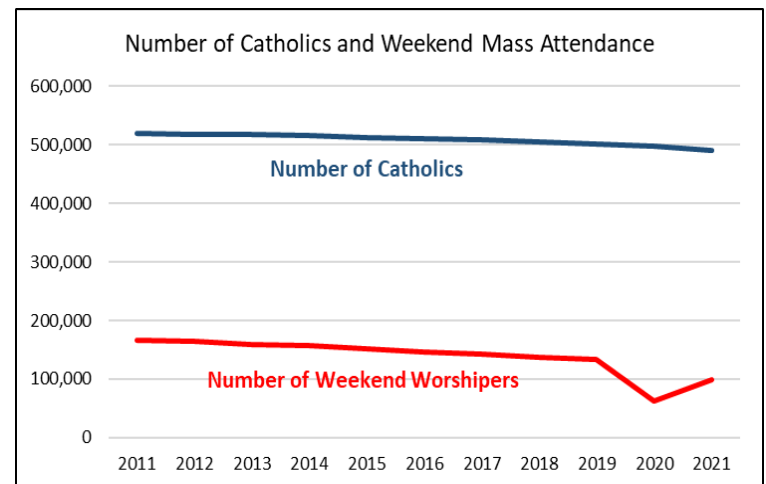
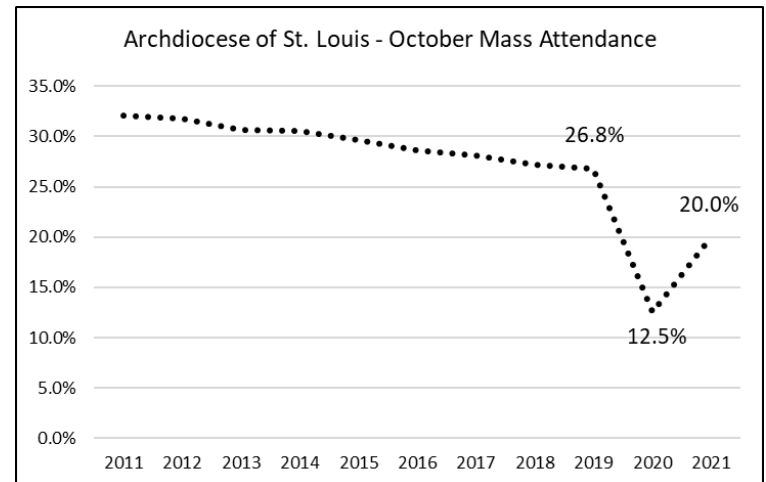
The Landscape in the Archdiocese of St. Louis

Our baptism and marriage trends reflect the national landscape, as they are half of what they were 20 years ago.



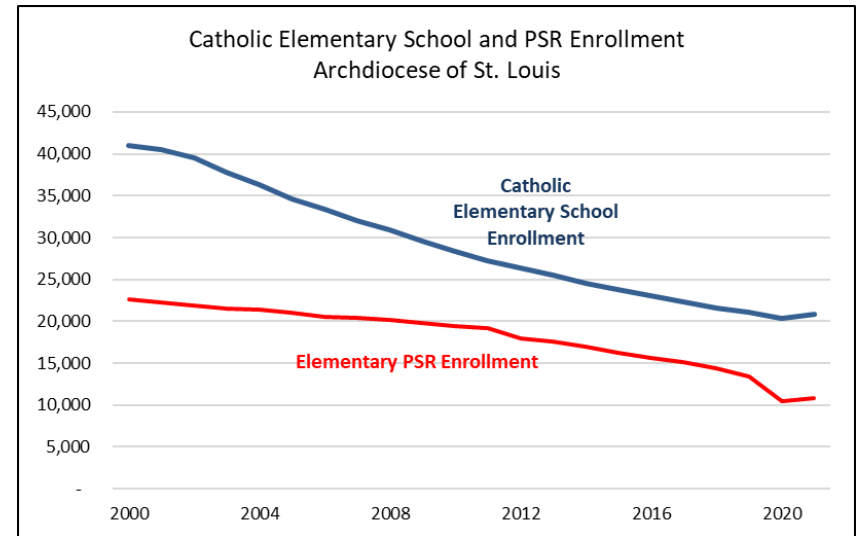
WEEKLY SUNDAY MASS ATTENDANCE CONTINUES TO DECLINE

- Prior to the COVID-19 pandemic, Mass attendance was declining between 0.5% to 1% per year.
- Mass attendance hit a record low in October 2020 which is attributed to the COVID-19 pandemic.
- While Mass attendance in October 2021 showed a significant increase from 2020, it was still 25% lower than Mass attendance in October 2019.
- In 2019, only 33% of our pews were occupied during the typical weekend Mass. By 2021, only 25% of our pews were occupied during the typical weekend Mass.



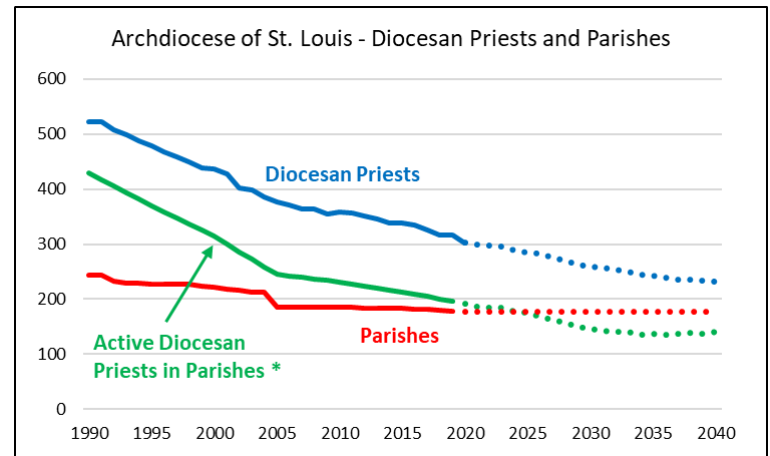
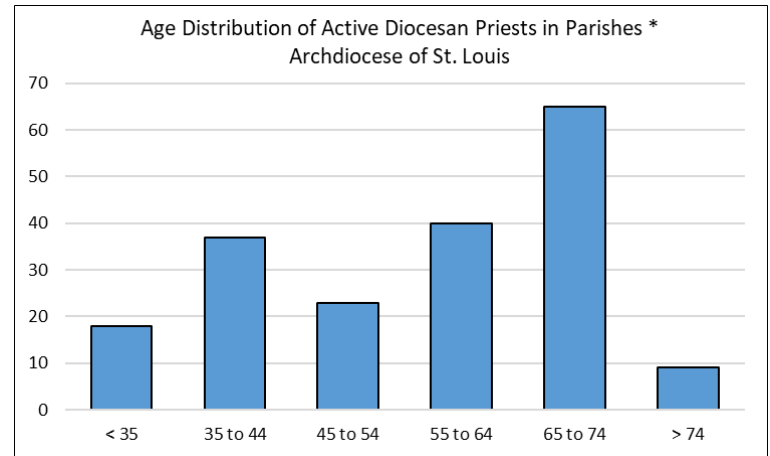
FEWER BAPTISMS HAVE RESULTED IN FEWER CHILDREN IN CATHOLIC SCHOOLS AND PSR

- Though we educate a higher percentage of children in our Catholic schools than nearly any other diocese (37%), enrollment continues to decline.
- During the last decade, PSR enrollment has declined faster than day school enrollment.
- Our current model of Catholic elementary schools cannot continue.
 - Only 40-50% of our elementary school children live in the boundaries of their parish school.
 - The cost to educate our students continues to outpace tuition increases.
 - Parish investment in our schools continues to absorb an increasing percentage of parish funds available to support other parish ministries.



OUR PRIESTS ARE AGING

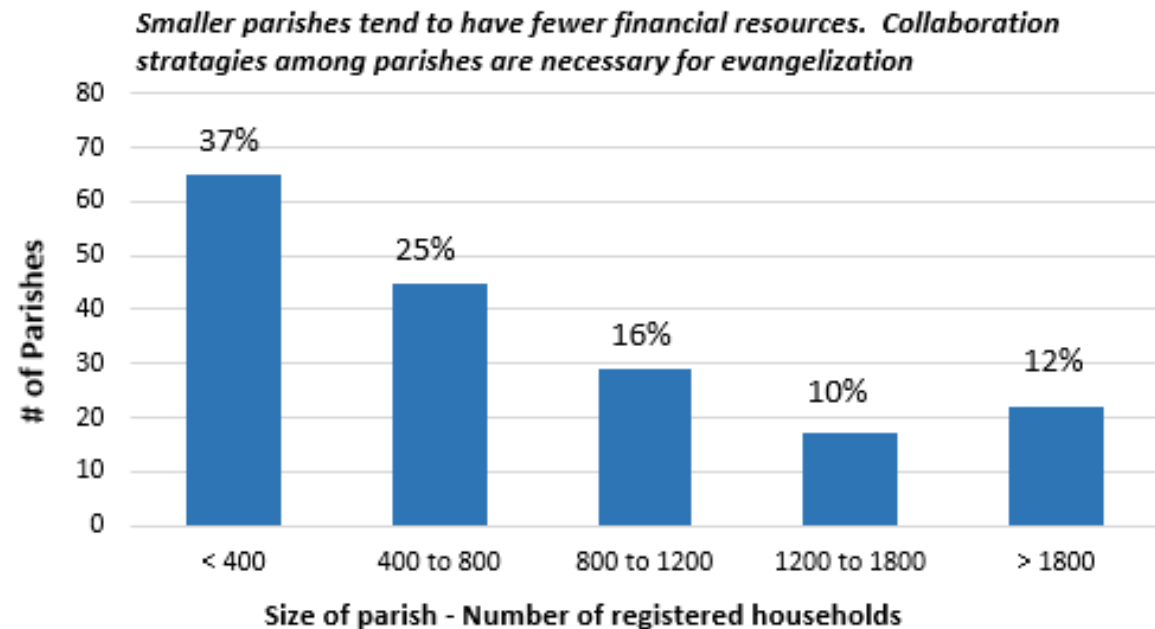
- 35% of our diocesan priests (74 priests) serving in parishes are 65 years of age or older.
- These 74 priests could retire in the next 10 years.
- Though priests' retirement age is 75, the average of retirement for our diocesan priests has been 71.
- By 2026, we will have fewer diocesan priests to serve in parishes than the number of parishes we have.
- Our largest parishes will still need to be served by 2-3 priests.



* Excluding retired priests resident in parishes



OUR FINITE RESOURCES NEED TO BE REALIGNED TO ENABLE VIBRANT MINISTRY



	< 400	400 to 800	800 to 1200	1200 to 1800	> 1800
Number of Priests *	49	46	38	27	50
Ratio of Parishioners to Priests	619	1,416	1,996	2,704	3,411

* Includes diocesan and religious order priests



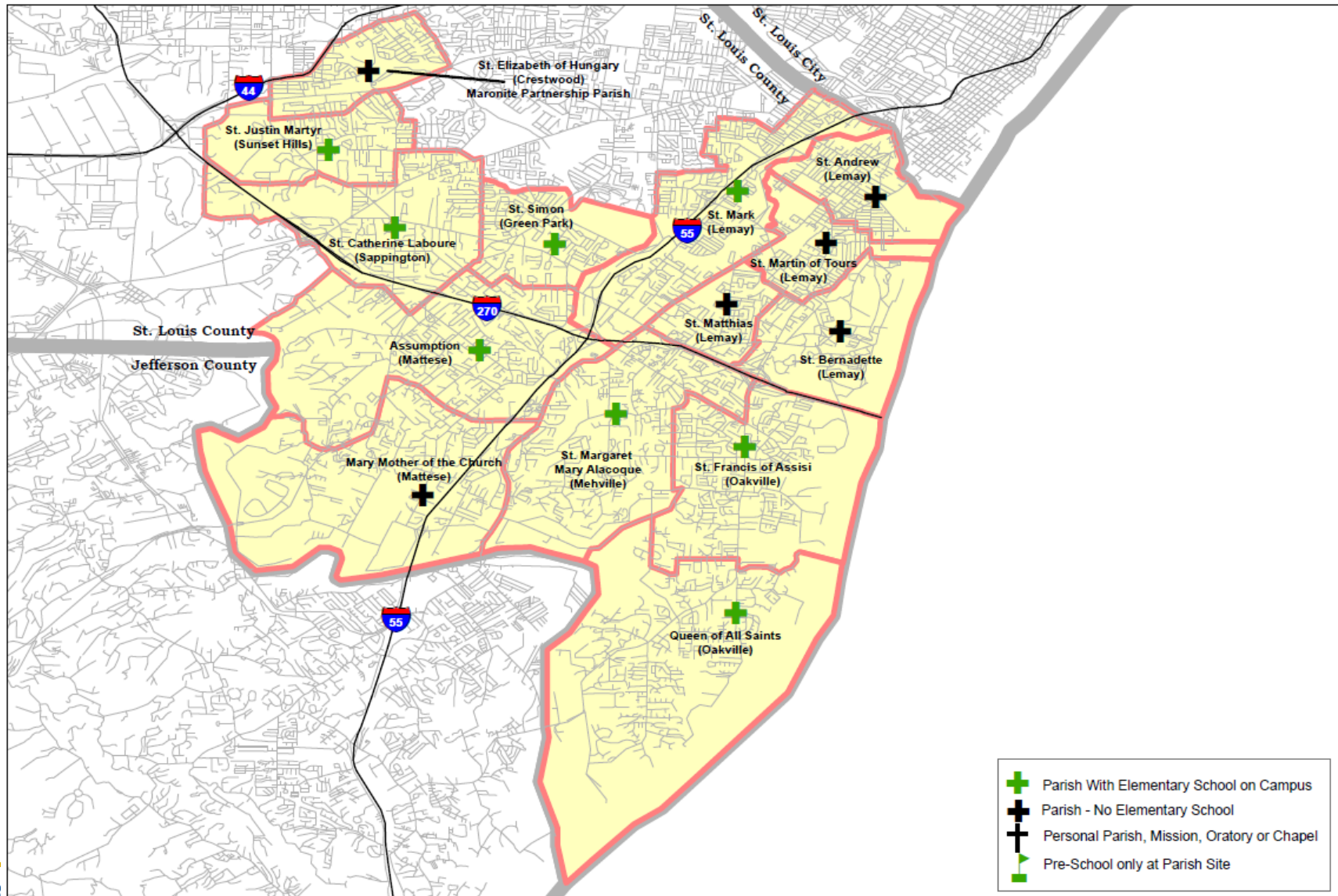


ALL THINGS NEW

STEADFAST IN FAITH • FORWARD IN HOPE

OUR PLANNING AREA
PLANNING AREA #5

OUR TERRITORY FOR EVANGELIZATION



ABOUT OUR PLANNING AREA

- The planning area is the southern portion of St Louis County. The geography of this area is defined by the intersection of two major highways (Interstates 270 and 55) and the Mississippi and Meramec rivers at its southern and eastern borders.
- Located in the South County Deanery, the geographic footprint of this planning area includes 14 territorial parishes and 8 elementary schools. Currently there are 17 diocesan priests and 3 order priests assigned to the group.
- Groups of parishes and church buildings are in close proximity.
 - The parishes in the Lemay area are within a few miles as are parishes in the northwest and south as defined by the highway intersections.
 - While the parishes to the southeast are close in terms of distance, travel is difficult between them due to the rivers and topography.



OUR PLANNING AREA IS AGING, BUT HAS A HIGH PERCENTAGE OF CATHOLICS

- Total population in the planning area in the 2020 census was up 2% from 2010.
- The population is aging with the percent of the population 55 or older rising from 28% in 2000 to 36% in 2020.
- 33% of the population is registered Catholic, which is higher than the Diocesan average of 18% and the 2nd highest of any planning area.
- Median household income in the area is \$71,095, which is above the archdiocesan average of \$60,700.



OUR PLANNING AREA DEMOGRAPHIC TRENDS

(U.S. Census Data)	<u>1990</u>	<u>2000</u>	<u>2010</u>	<u>2020</u>
Population	138,797	142,819	142,658	145,722
<i>Percent Change</i>		3%	0%	2%
Households	52,974	57,874	59,719	61,328
<i>Percent Change</i>		9%	3%	3%
Population				
White	136,554	138,246	134,375	127,012
<i>Percent of Total</i>	98%	97%	94%	87%
Black	692	1,069	2,346	3,980
<i>Percent of Total</i>	0%	1%	2%	3%
Other/Multi-Race	1,551	3,503	5,937	14,731
<i>Percent of Total</i>	1%	2%	4%	10%
Hispanic (not a race)	1,344	1,756	2,866	4,507
<i>Percent of Total</i>	1%	1%	2%	3%
% of Population Age 55+	25%	28%	33%	36%

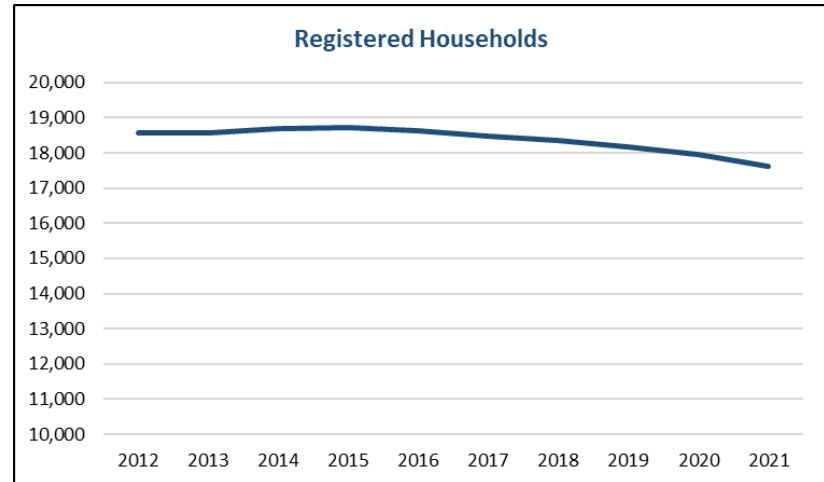
2020 Data	
% of Households - Renters	23%
% of Households - Single Person Living Alone	30%
Median Household Income	
Planning Area	\$ 71,095
Archdiocese	\$ 60,700
2021 Data	
% of Population Registered Catholic	
Planning Area	33%
Archdiocese	18%
No. of Catholic School Children in Parish Area	1,810
2017-2021 (Five-Year Average)	
% 8th Grade Students to Catholic High Schools	81%



OUR PLANNING AREA SACRAMENTAL TRENDS

REGISTERED HOUSEHOLDS

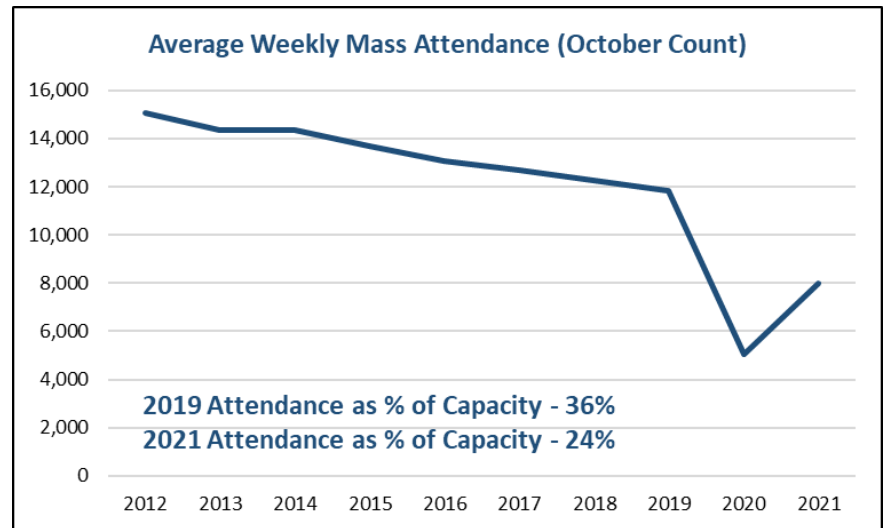
- Registered households in the planning area declined by 5% during the past decade, compared to a decline of 7% for the diocese.



OUR PLANNING AREA SACRAMENTAL TRENDS

MASS ATTENDANCE

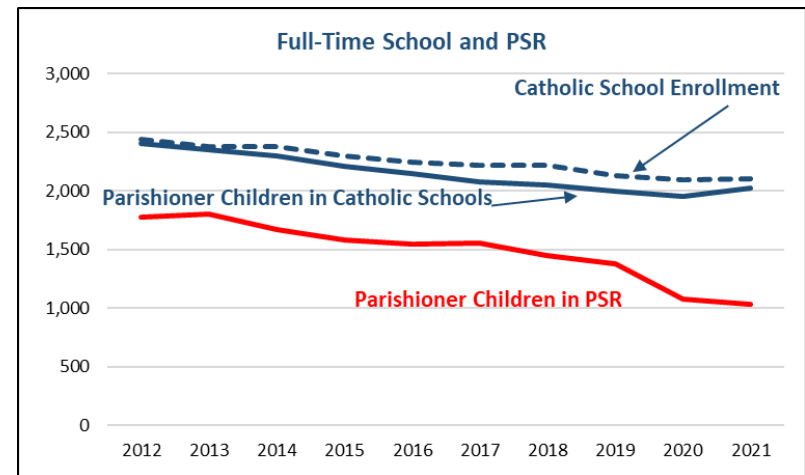
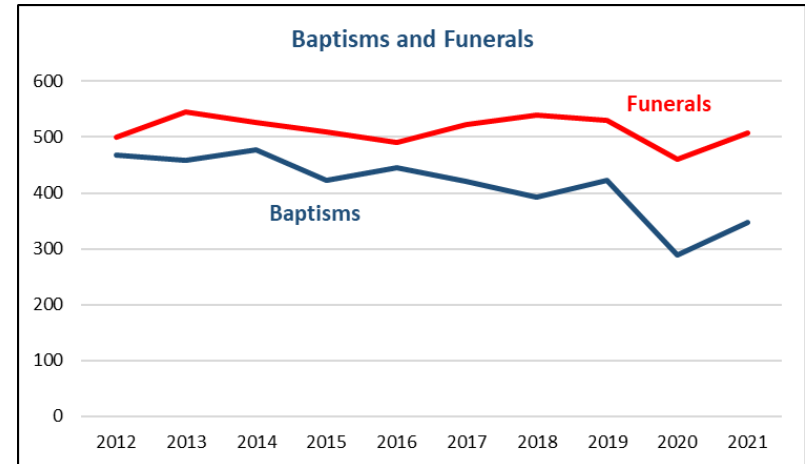
- Mass attendance declined 34% during the decade, compared to a decline of 30% for the entire archdiocese.
- Mass attendance as percent of capacity was similar to the archdiocesan average of 35% in 2019 and 25% in 2021.



OUR PLANNING AREA SACRAMENTAL TRENDS

BAPTISMS, FUNERALS, & K-8 FORMATION

- There is an aging resident population and an aging Catholic population as funerals exceed baptisms.
- The Catholics of this planning area have a preference for Catholic day schools over PSR similar to that of the entire diocese.
- Catholic school enrollment declined 16% during the decade, less than the 22% decline of the entire diocese.
- PSR enrollment declined by 42% during the decade, about the same decline as the overall diocese.



OUR PLANNING AREA

MINISTRY TRENDS

	Registered Parishioner Households		Number of Catholics	Weekend Mass Attendance		Church Capacity	Baptisms	Funerals	Parishioner Children in:	
	2011	2021		2019	2021		Five Year Average 2017-2021		Catholic Schools (Include Privates) 2021-22	Traditional PSR 2021-22
			2021				2021			
Assumption (Mattese)	1,965	1,865	5,170	1,500	1,186	650	36	72	191	110
Mary Mother of the Church (Mattese)	1,233	1,150	2,855	666	457	450	13	24	11	103
Queen of All Saints (Oakville)	2,086	2,011	6,415	1,476	958	800	62	47	336	154
St Francis of Assisi (Oakville)	2,005	1,950	5,390	873	823	750	26	44	204	46
St. Andrew (Lemay)	349	243	502	227	186	750	2	13	8	20
St. Bernadette (Lemay)	348	330	745	403	258	375	3	14	3	14
St. Catherine Laboure (Sappington)	2,015	2,137	6,400	1,578	759	700	66	53	458	209
St. Elizabeth of Hungary (Crestwood)	483	385	900	575	225	250	11	14	2	9
St. Justin Martyr (Sunset Hills)	905	893	2,500	669	541	500	25	24	213	97
St. Margaret Mary Alacoque (Mehville)	2,370	2,345	7,485	1,588	1,040	700	61	75	363	138
St. Mark (Lemay)	1,570	1,320	2,990	631	428	500	18	45	69	21
St. Martin of Tours (Lemay)	740	576	1,272	374	324	700	6	18	13	10
St. Matthias (Lemay)	900	905	1,830	479	294	550	5	29	2	18
St. Simon the Apostle (Green Park)	1,690	1,515	4,220	811	520	700	41	42	149	81
TOTAL	18,659	17,625	48,674	11,850	7,999		374	512	2,022	1,030



OUR PLANNING AREA CATHOLIC SCHOOL ATTENDANCE IS DECLINING

- The eight elementary schools in this planning area have 2,107 children enrolled in Catholic elementary schools, down 6% from 5 years ago. All but 2 (St. Simon and St. Mark) have over 200 students. St. Justin is a stewardship school and charges no tuition.
- Most schools draw heavily from outside their parish boundaries (all but 2 schools in this planning area are under 50%).
- The number of students going to Catholic elementary schools from the parishes in the planning area is 2,022.
- There are 1,030 students enrolled in PSR in 2021, down 33% from 5 years earlier.



OUR PLANNING AREA

CATHOLIC SCHOOL TRENDS

	2021-22	2021-22	2021-22 vs 2016-17	2021-22	2021-22
	Enrollment (K-8)	Enrollment (Pre-K) PK 3-4 & PK 4-5	5 Year Percent Change in (K-8) Enrollment	% K-8 Students Registered in Parish	% K-8 Students Living in Parish Boundaries
Assumption (Mattese)	228	47	33%	79%	38%
Queen of All Saints (Oakville)	356	79	20%	87%	78%
St. Catherine Laboure (Sappington)	461	0	3%	97%	24%
St. Francis of Assisi (Oakville)	233	74	11%	84%	30%
St. Justin Martyr (Sunset Hills)	201	39	(14%)	98%	38%
St. Margaret Mary Alacoque (Mehville)	367	66	(2%)	95%	56%
St. Mark (Lemay)	120	13	(43%)	44%	19%
St. Simon the Apostle (Green Park)	141	66	(53%)	95%	16%
TOTAL	2,107	384	(6%)	n/a	n/a





ALL THINGS NEW

STEADFAST IN FAITH • FORWARD IN HOPE

OUR PARISH
ST. JUSTIN MARTYR - SUNSET HILLS

ABOUT OUR PARISH

- St. Justin Martyr was founded in 1964 primarily out of St. Elizabeth of Hungary parish. As St. Elizabeth declined in the following decades, St. Justin has taken over the Catholic education of St. Elizabeth's children, both day school and PSR.
- The parish sponsors one of the three remaining stewardship (no tuition) schools in the diocese.
- This is a parish of 900 households with a school of 201 students. This is the original church building which seats 500.



ABOUT OUR PARISH

- The parish area is heavily Catholic, demographically stable, and relatively affluent.
- Parish school and PSR have both been stable.
- The parish financials are solid with growing reserves.



OUR PARISH AREA IS VERY CATHOLIC, WITH LITTLE GROWTH AND STABLE DEMOGRAPHICS

- There has been small population growth in the St. Justin Martyr parish area.
- Stable age demographic as percent of population over age 55 has been constant for 30 years.
- Median household income is \$106,400 which is well above the archdiocesan average of \$60,700.
- 40% of the resident population is Catholic which is well above the archdiocesan average of 18%. This is a very Catholic area.



OUR PARISH

DEMOGRAPHIC TRENDS

(U.S. Census Data)	1990	2000	2010	2020
Population	5,060	5,240	5,165	5,553
<i>Percent Change</i>		4%	-1%	7%
Households	1,902	2,013	2,048	2,096
<i>Percent Change</i>		6%	2%	2%
Population				
White	4,984	5,079	4,896	5,090
<i>Percent of Total</i>	98%	97%	95%	92%
Black	3	9	24	33
<i>Percent of Total</i>	0%	0%	0%	1%
Other/Multi-Race	73	152	245	430
<i>Percent of Total</i>	1%	3%	5%	8%
Hispanic (not a race)	38	47	80	126
<i>Percent of Total</i>	1%	1%	2%	2%
% of Population Age 55+	37%	35%	38%	38%

2020 Data	
<i>% of Households - Renters</i>	5%
<i>% of Households - Single Person Living Alone</i>	25%

Median Household Income	
Parish Area	\$ 106,358
Archdiocese	\$ 60,700

2021 Data	
<i>% of Population Registered Catholic</i>	
Parish Area	40%
Archdiocese	18%
No. of Catholic School Children in Parish Area	106

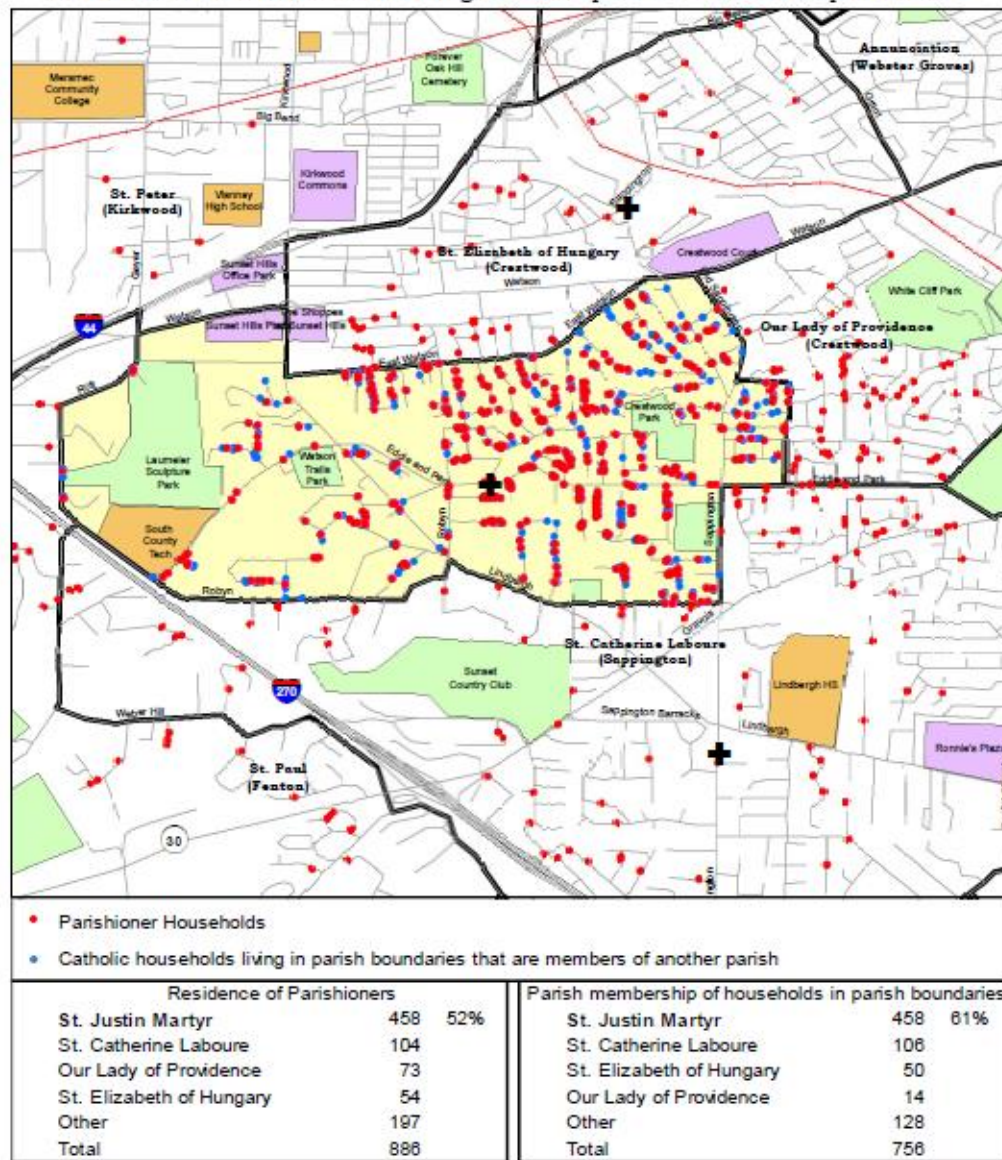
2017-2021 (Five-Year Average)	
<i>% 8th Grade Students to Catholic High Schools</i>	75%



WHERE OUR PARISHIONERS & CATHOLICS LIVE

- Red dots are parishioner households; blue dots are Catholic households that are registered at a different parish.
- There are more parishioner households (886) than there are Catholic households in the boundaries (756).
- This means that more Catholic households come into the parish from outside the boundaries than there are Catholic households in the boundaries that leave to affiliate elsewhere.
- There are just as many Catholic households in St. Catherine Laboure boundaries who are members of St. Justin Martyr (104) as there are households in St. Justin boundaries who are members of St. Catherine Laboure (106)

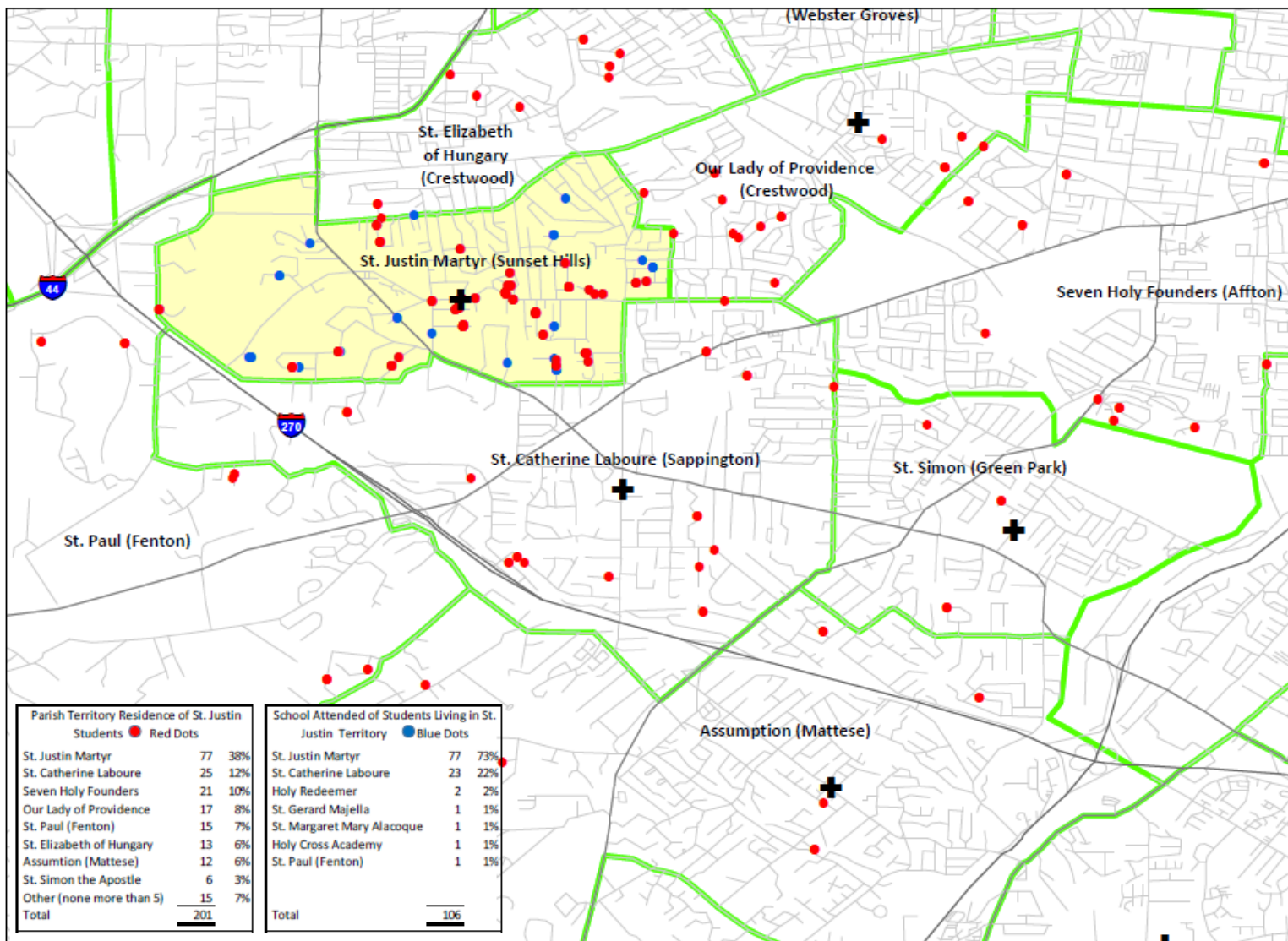
52 Percent of parishioner households live within the parish boundaries
61 Percent of Catholic households living within the parish boundaries are parishioners



WHERE CATHOLIC SCHOOL STUDENTS LIVE

St. Justin Martyr (Sunset Hills) - Residence of Students (K-8)
2021-22

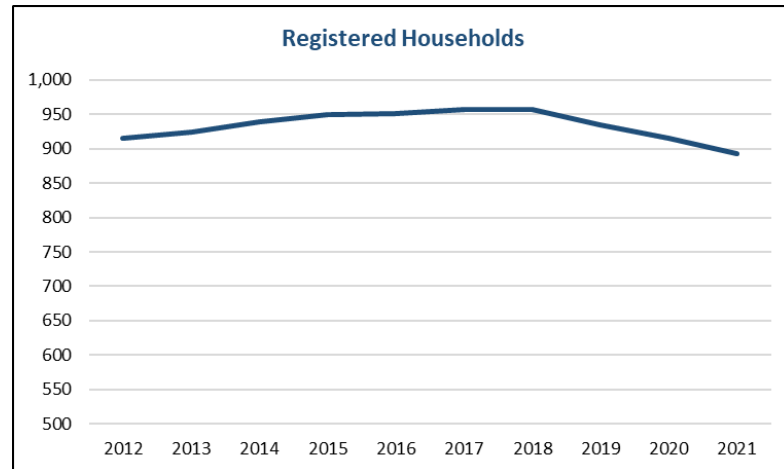
- There are only 106 Catholic school students in the boundaries of St. Justin Martyr.
- Clearly, St. Justin is a regional school, drawing students from all over the South County area.



OUR PARISH SACRAMENTAL TRENDS

REGISTERED HOUSEHOLDS

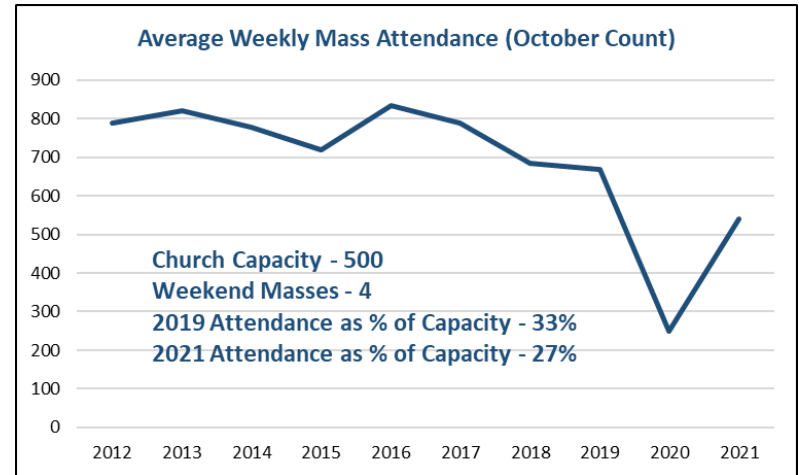
- After the parish had been growing early in the decade, registered households have been on a decline recently.



OUR PARISH SACRAMENTAL TRENDS

MASS ATTENDANCE

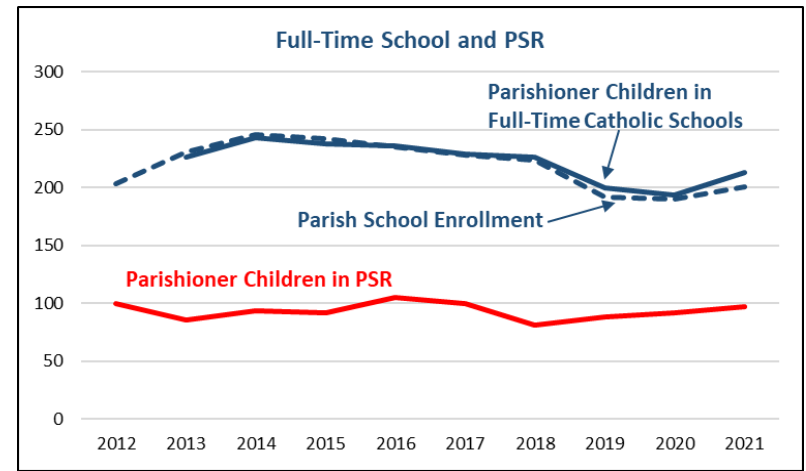
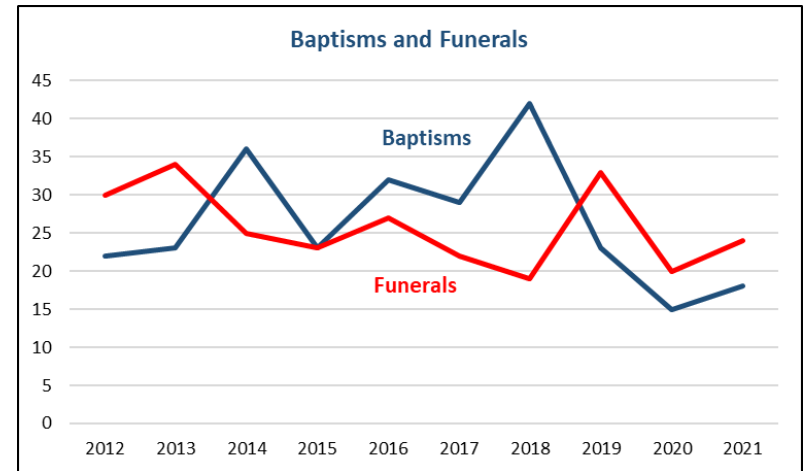
- Mass attendance had been declining over the decade.
- Mass attendance as percent of capacity similar to the archdiocesan average of 33% in 2019 and 25% in 2021.
- Pre-COVID Mass attendance as percent of registered parishioners was 26-31%, similar to the archdiocesan average of 27-29%.



OUR PARISH SACRAMENTAL TRENDS

BAPTISMS, FUNERALS, & K-8 RELIGIOUS FORMATION

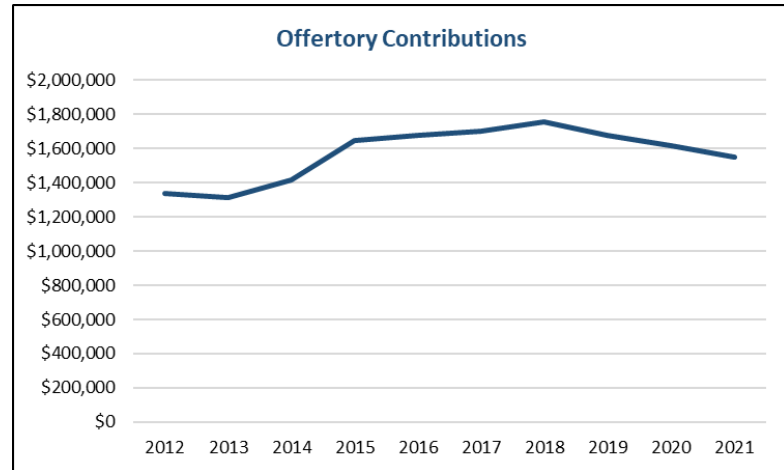
- Baptisms and funerals have been stable for the last decade.
- A stewardship school primarily has all parishioner students. PSR enrollment has been stable.
- 73% of day school graduates attend Catholic high schools



OUR PARISH FINANCIAL TRENDS

OFFERTORY CONTRIBUTIONS

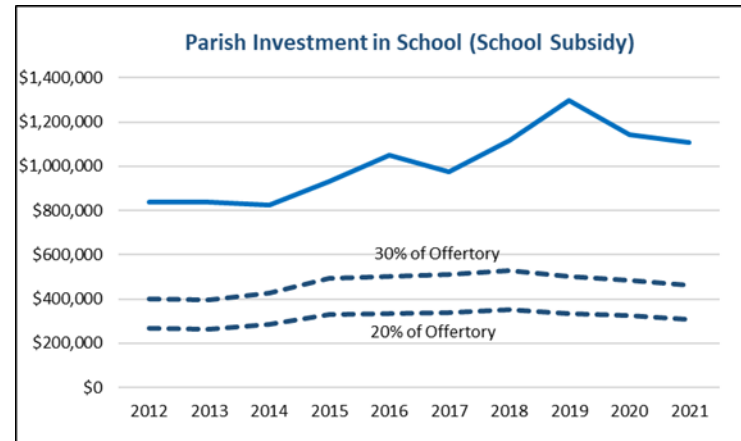
- Perhaps the decline in offertory the last several years is related to the decline in parishioner households.



OUR PARISH FINANCIAL TRENDS

INVESTMENT IN CATHOLIC SCHOOLS

- High parish investment reflects that this is a stewardship (no tuition) school.
- The increasing percent of offertory invested in the school is concerning.



OUR PARISH FINANCIAL TRENDS

PARISH FINANCIAL CONDITION

- Reserves has continued to grow as revenue exceeds expense.

